

E-SAFETY

PARENT PRESENTATION



COMMUNITY
ACCEPT
ENCOURAGE
ACHIEVE

Centre Academy East Anglia




THE INTERNET...THE GREATEST INVENTION OF OUR TIME?



USAGE OF SOCIAL MEDIA...

Online behaviours



Age Group	Watches / posts / shares content on any video sharing platforms	Uses apps / sites to send messages or make voice or video calls	Uses social media apps or sites	Uses live streaming apps or sites to watch or post / share content	USES ALL FOUR TYPES OF SITE
Aged 3-4	89%	50%	21%	32%	16%
Aged 5-7	93%	59%	33%	39%	25%
Aged 8-11	95%	84%	64%	54%	43%
Aged 12-15	98%	97%	91%	73%	70%
Aged 16-17	98%	99%	97%	79%	77%

Young People and Social media




Half (49%) of young people questioned say they have given out personal information online



BUT by contrast

5% of parents think their child has given out personal information online

BENEFITS OF THE INTERNET?



Homo interneticus

AIMING TO MAKE CAEA STUDENTS, DIGITAL CITIZENS

I am a Digital Citizen!

When I'm at school,
I will use my
PERSONAL DEVICE
for **EDUCATIONAL**
PURPOSES only.

*I will only use the
assigned WIFI network
when I'm at school.

*I will keep my device
safe and secure at all
times.

I listen to my **GUT!**
I make sure that I am
SAFE & APPROPRIATE
when I am online.

*I will visit appropriate
websites that promote
learning and are for
educational purposes.

*I will follow Copyright Laws,
and will remember to cite the
sources I use for all my
projects.



I listen to my **HEAD!**
I will protect my
PRIVATE INFO and the
information of others.

*I will log out, and not share
my login or password with
others.

I listen to my **HEART!**
I **RESPECT** myself and
others when I am
online. I use kind
words, and remember
that my "digital
footprint" should not
harm others.

I **STAND UP** and say
"No!" to
CYBERBULLYING.
I will tell an adult if
someone is being
unkind or harmful.

SADLY, DESPITE THE NUMEROUS BENEFITS OF THE INTERNET, THREATS AND DANGERS DO EXIST...



[Virtual Global Taskforce \(youtube.com\)](https://www.youtube.com)

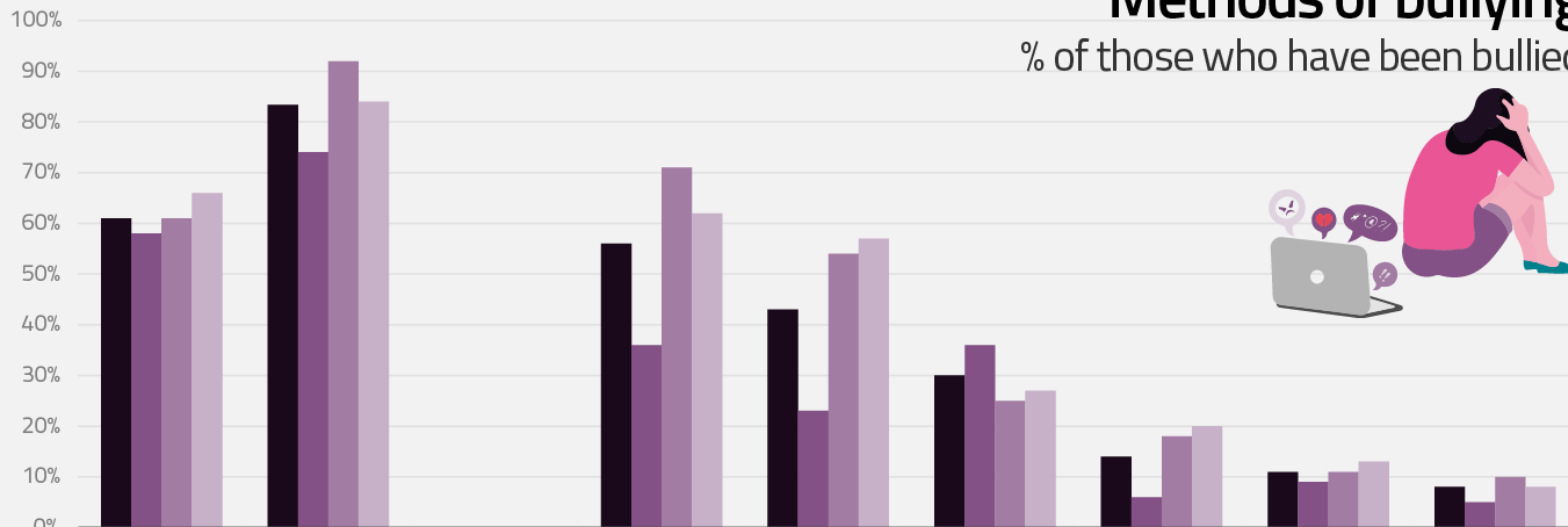
Virtual Global Taskforce video created by CEOP



AND SOME MORE FACTS AND FIGURES...

Methods of bullying

% of those who have been bullied



	Face-to-face	Any comms technology	By text or messaging app	On social media sites/apps	In online games	Through phone calls	Through other sites/apps	Through video calls
Total	61%	84%	56%	43%	30%	14%	11%	8%
8-11	58%	74%	36%	23%	36%	6%	9%	5%
12-15	61%	92%	71%	54%	25%	18%	11%	10%
16-17	66%	84%	62%	57%	27%	20%	13%	8%

E-SAFETY IN SCHOOL



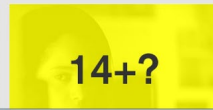
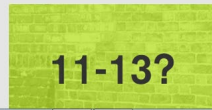

“Tom’s Story”

<https://www.youtube.com/watch?v=1H4xD2NqmB0>



Welcome to CEOP's Thinkuknow

Are you...



“Exposed”

<https://www.youtube.com/watch?v=ir8xT2ObDdE>



CEOP (Child Exploitation and Online Protection Centre) is a command of the UK's National Crime Agency (NCA) and is tasked to work both nationally and internationally to bring online child sex offenders to UK court.



LAPTOP/TABLET SECURITY

- Whilst in school, internet access via the Laptops and Tablets is **filtered** via a product provided by Sophos
- Whilst in school internet access via the schools internet server is **filtered** and **monitored**
- Weekly **filtering** checks are **monitored** by our Online Safety Lead.
- All staff are vigilant and **monitor** student's internet usage whilst in lessons.
- Pupils sign an Acceptable Users Policy in school



PARENTS-TALK THE TALK! BE'E-INTERESTED!'

There are real advantages in maintaining an open dialogue with your child about their internet use. Not sure where to begin? These conversation starter suggestions can help.

1 Ask your children to tell you about the websites and apps they like to use and what they enjoy doing online.

2 Ask them about how they stay safe online. What tips do they have for you, and where did they learn them? What is OK and not OK to share?

3 Ask them if they know where to go for help, where to find the safety advice, privacy settings and how to report or block on the services they use.

4 Encourage them to help someone! Perhaps they can show you how to do something better online or they might have a friend who would benefit from their help and support.

5 Think about how you each use the internet. What more could you do to use the internet together? Are there activities that you could enjoy as a family?

WEBSITES FOR MORE INFORMATION

Know IT All for Parents

Know IT All for Parents is a unique interactive e-safety guide for parents and carers produced by Childnet International.

HOME

Know IT All
for parents

QUICK OVERVIEW	Translated into other languages	1
PARENTS AND CARERS		2
NEW TO COMPUTERS		3
YOUNG PEOPLE		4
CYBERBULLYING		5
SOCIAL NETWORKING		6
REPORTING		7
HOW TO USE THIS GUIDE		8
REPLAY		R

SHOW VIDEO CONTROLS

<https://www.childnet.com/resources/know-it-all-for-parents/>

KEEP YOUR KIDS SAFE Online



TALK about online happenings!

Set a family AGREEMENT

Discuss STRATEGIES to deal with inappropriate online content

Understand that some online behaviour may break the LAW

Familiarise yourself with PRIVACY SETTING and REPORTING features


BULLIED ONLINE - save evidence and report the incident

Look at AGE RATINGS for games and apps

Set up a FAMILY EMAIL address

Use NICKNAMES rather than full name online

Set up a PIN or password



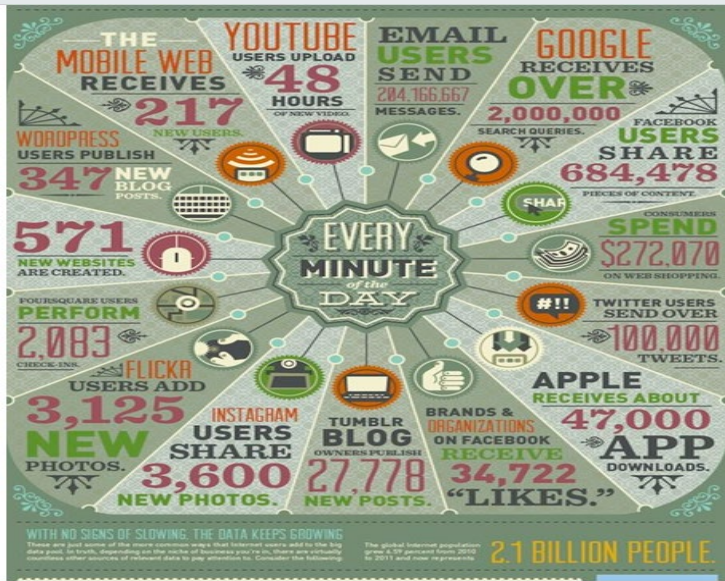
CHILDREN WILL MIRROR HOW YOU 'BEHAVE' ONLINE

MODEL EXCELLENCE!

“If children watch parents overshare photos and intimate or sensitive information about family issues, the child will assume this is appropriate online behaviour.”



- Making sure that your account/profile is **SECURE** and not open to everyone.
- Using **APPROPRIATE** language in posts or updates that might be seen by others (including your child and/or their friends).
- Ensuring that any photos posted fit the '**GRANNY RULE**' are done so with **CONSENT** from the person in the picture
- Taking a **POSITIVE SLANT** in your posts/updates. Question whether posting negative statements online is most effective way to deal with it



WHERE'S KLAUS?

(AND WHO IS HE SPEAKING TO AND MEETING?)



KEEP YOUR **KIDS**
SAFE Online



WHERE'S KLAUS

<https://www.youtube.com/watch?v=i4GKXsAOYZE>

USEFUL SITES FOR FURTHER INFORMATION

- net-aware.org.uk/
- kidsmart.org.uk/
- google.co.uk/intl/en/safetycenter/
- childnet.com/resources/star-toolkit
- nspcc.org.uk/
- internetmatters.org/
- thinkuknow.co.uk/
- esafety-adviser.com/
- vodafone.com/content/digital-parenting/learning-and-fun/digital-parenting-magazine.html
- o2.co.uk/help/nspcc

Communicating the issues

- S** **SAFE** sites are safe to use but not to give out personal information such as your name, home phone number, home address or school name. Do not share this any time you are online.
- M** **METRO** is a friendly online community where you can meet and chat with other children. However, you should always be careful not to give out personal information to anyone you meet online.
- A** **ACCEPTING** messages, emails, or comments from people you do not know can be dangerous. If you receive such messages, do not reply to them and tell a trusted adult.
- R** **REPORT** any suspicious or worrying messages you receive to a trusted adult.
- T** **TALK** to your parents about what is allowed and what is not allowed on something that you use on the internet.

Further advice & resources

- Childnet International** - The UK's leading charity for children's internet safety. www.childnet-int.org
- Childnet's Challenge** - online games, quizzes and activities to help children learn about internet safety. www.childnet-int.org/challenge
- Childnet's Online Safety** - a range of resources for parents, teachers and children. www.childnet-int.org/parents
- The Cyber Community and Cyber Safety Centre** - a range of resources for parents, teachers and children. www.cccp.org.uk
- Internet Matters** - a range of resources for parents, teachers and children. www.internetmatters.org
- NSPCC** - a range of resources for parents, teachers and children. www.nspcc.org.uk

What you can do right now

- Check that you are using a secure connection (https://) when you are online.
- Check that you are using a secure connection (https://) when you are online.
- Check that you are using a secure connection (https://) when you are online.

...an internet safety guide for parents, carers and teachers

Freebrough Academy

E-SAFETY TIPS FOR PARENTS HELP YOUR CHILD STAY SAFE ONLINE

- Parental settings and filters**
 - Ensure that parental settings are in place on all your children's devices.
 - Set up parental filters on your broadband account.
 - This enables you to restrict their access to age-inappropriate websites and games.
- Talk to your child**
 - Talk to your child about what they like to access on line. Find out what sites they are visiting, the online games they like to play and who they talk to online.
 - Ask them about their privacy settings and whether they really know their friends.
 - Ask them about the social networking sites and apps that they use. Ask them about the information that they are sharing.
 - If your child is playing a lot of games they could be exposed to harmful content and may be playing with much older people. You can check out if games are suitable by checking them out online.
 - Ask your child to teach you how to stay safe online. You may be surprised how much they know about staying safe and how much information they are able to give you.
- The real world**
 - Ask your child if one site says "Would you like to meet in person?" or "Would you like to chat with me on a phone?" or "Would you like to see my photos?" or "Would you like to see my videos?" or "Would you like to see my location?" or "Would you like to see my contacts?" or "Would you like to see my messages?" or "Would you like to see my calendar?" or "Would you like to see my contacts?" or "Would you like to see my messages?" or "Would you like to see my calendar?"

KEEP YOUR KIDS
SAFE Online

